

Item No.: DES-700 / DC-500

Applications

- Garage Door
- Overhead Door
- Entrance
- Super Market, Restaurant, Warehouse

Features

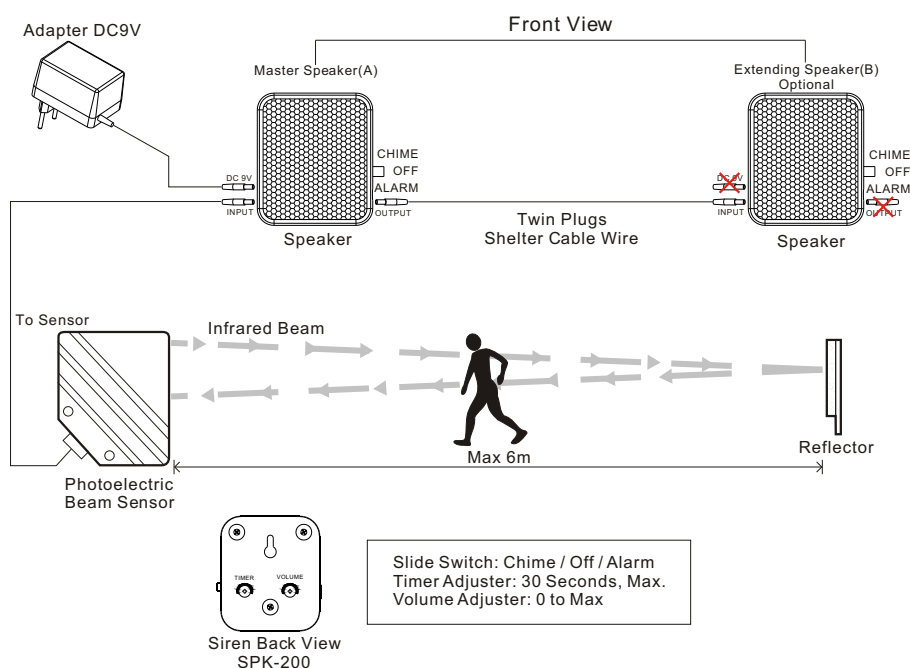
- Retro-Reflection Type
- Sensing Range: 0.5~6 meters (18 feet)
- Volume Of Speaker: adjustable
- Sounding Time: 3-30 seconds adjustable

DES-700 Including: Sensor / Reflector / Speaker / 9VDC adapter / Mounting bracket / screw / Manual and Mini screwdriver for speaker

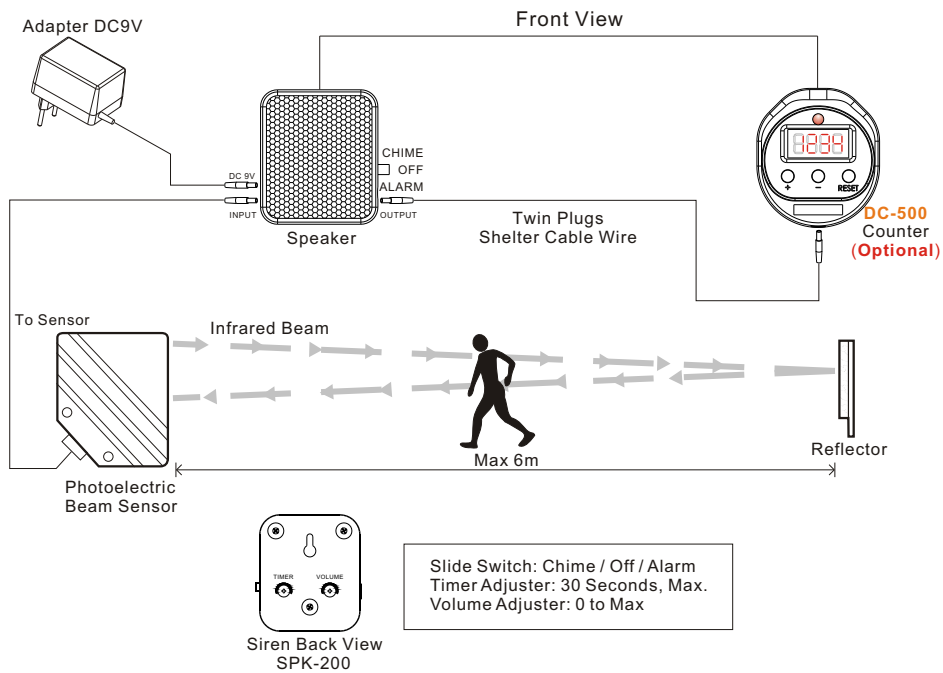
Specification

Sensing Type	Retro-Reflection Type Door Entry Alarm System
Sensing Range	0.5 ~ 6 meters (18 feet)
Input Voltage	DC 9-15V
Consumption Current	75mA
Standby Current	25 mA max.
Light Source	IR LED
Ambient Temperature	-20°C~50°C (-4°F~122°F)
Response time of Speaker	Chime: 1 sec. Alarm: 30 sec.
Volume of Speaker	0-max. (Adjustable)
Alarm Time	30 sec max. (Adjustable)
External Chime Output	NPN Output
Speaker Output	Chime / Off / Alarm (Selected by Slide Switch)
Mounting Bracket and Screw	Included

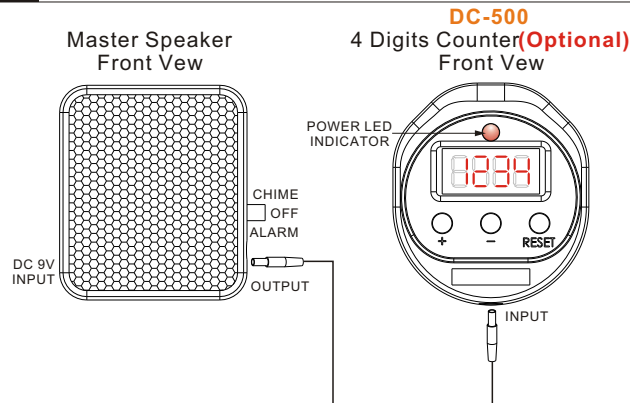
Connection Diagram 1



Connection Diagram 2



Connection Diagram 3



Standard Installation

